

11.25" 2 Light Flush Mount Chrome

8111CH (Chrome)

Project Name: _____
Location: _____
Type: _____
Qty: _____
Comments: _____



Certifications/Qualifications

Location Rating CSA UL Listed Dry
www.kichler.com/warranty

Dimensions

Base Backplate 11.25 DIA
Weight 2.80 LBS
Height 6.25"
Width 11.25"

Mounting/Installation

Interior/Exterior Interior
Mounting Style Flush Mount
Mounting Weight 1.45 LBS

Primary Lamping

Lamp Included Not Included
Lamp Type A19
Light Source Incandescent
Max or Nominal Watt 60W
of Bulbs/LED Modules 2
Socket Type Medium
Socket Wire 150





Product/Ordering Information

SKU 8111CH
Finish Chrome
Style Other
UPC 783927434904

Specifications

Diffuser Description Satin Etched
Material STEEL

Additional Finishes

-  Brushed Nickel
-  Chrome
-  Olde Bronze
-  White

Kichler

7711 East Pleasant Valley Road Cleveland, Ohio 44131-8010
Toll free: 866.558.5706 or kichler.com

Notes:

- 1) Information provided is subject to change without notice. All values are design or typical values when measured under laboratory conditions.
- 2) Incandescent Equivalent: The incandescent equivalent as presented is an approximate number and is for reference only.

KICHLER®