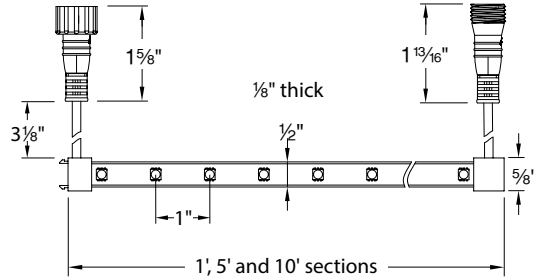


# InvisiLED® Classic Outdoor

## 24V Outdoor LED Tape Light

# WAC LIGHTING

Responsible Lighting®



Fixture Type:

Catalog Number:

Project:

Location:

### PRODUCT DESCRIPTION

Classic 24V five color system for any and all outdoor accent lighting applications. Uses the latest LED technology water sealed in silicone cased tape, while still delivering crisp, quality light and effortless navigation of curves.

### FEATURES

- IP-68 rated, allows for submersion up to five feet
- Power supply is UL and CUL listed
- Wet location listed
- Ultra thin profile at 1/8"
- Diodes spaced evenly at 1" on center
- Minimum run length of 1' and maximum of 40'
- May be field cut every 2" at the end of a run
- Unique tape section connections ensure even LED spacing and no dark spots
- Four mounting options provided for different surfaces
- 50,000 hour rated life
- 5 year WAC Lighting product warranty

### SPECIFICATIONS

**Construction:** Flexible, silicone sealed tape light. Indicating marks on back for field cutting

**Power Supply:** Remote electronic Class 2 transformer. 120VAC 50/60Hz input, 24VDC 100W output.

**Light Source:** 12 LED diodes per foot. Runs on 24V at 2W per foot.

**Operating Temperature:** -4°F – 122°F (-20°C – 50°C), relative humidity 95%.

**Standards:** UL & CUL Listed. UL (E204239) wet location certified.

### FIXTURE PERFORMANCE

Color	Color Temp	Watts/ft	Lumens/ft
Amber	590-595nm	2	22
Blue	465-470nm	2	20
Green	515-520nm	2	60
Red	625-630nm	2	30
White	3500K	2	90

### POWER SUPPLY

**EN-O24100-RB2-T** 24VDC/100W Class 2 LED transformer

### TAPE LIGHT ACCESSORIES

<b>LED-TO24-IC</b>	Joiner cables
<b>LED-TO24-X</b>	4 way "X" connector
<b>LED-TO24-Y</b>	3 way "Y" connector
<b>LED-TO24-EC</b>	End cap
<b>LED-TO24-C1</b>	Mounting clip 1 (10 per pack)
<b>LED-TO24-C2</b>	Mounting clip 2 (10 per pack)
<b>LED-TO24-C3</b>	Mounting clip 3 (10 per pack)
<b>LED-TO24-CH</b>	Retrofit channel

**For full descriptions and specs of Power Supply and Accessories see next page.**

### ORDER NUMBER

Model #	Length	Color
<b>LED-TO24</b>	<b>1</b> 1 foot	<b>AM</b> Amber
	<b>5</b> 5 feet	<b>BL</b> Blue
	<b>10</b> 10 feet	<b>GR</b> Green
		<b>RD</b> Red
		<b>WT</b> White

Model #      Length      Color  
**LED-TO24** –  –

Example: **LED-TO24-10-RD**

### WAC Lighting

www.waclighting.com

Phone (800) 526.2588 • Fax (800) 526.2585

### Headquarters/Eastern Distribution Center


44 Harbor Park Drive • Port Washington, NY 11050









Phone (516) 515.5000 • Fax (516) 515.5050

### Western Distribution Center

1750 Archibald Avenue • Ontario, CA 91760

Phone (800) 526.2588 • Fax (800) 526.2585

POWER SUPPLY		Model #	Input	Output	Dimensions	Description
Remote Class 2 DC Transformer		<b>EN-O24100-RB2-T</b>	120V-240V AC	24V DC/100W	11 <sup>7</sup> / <sub>16</sub> " x 4 <sup>1</sup> / <sub>8</sub> " x 1 <sup>5</sup> / <sub>16</sub> "	6' lead wire included. Requires a minimum load of 1W. Max run 100W: 40'

TAPE LIGHT ACCESSORIES		Model #	Dimensions	Description
Joiner Cable		<b>LED-TO24-IC6</b> <b>LED-TO24-IC12</b> <b>LED-TO24-IC72</b> <b>LED-TO24-IC120</b>	6" 12" 72" 120"	Connects two sections of InvisiLED® Classic Outdoor.
4-Way "X" Connector		<b>LED-TO24-X</b>	wires: 5" each connectors: 3/4" each	"X" connector has one male and three female connectors and can be used to easily customize your design layout.
3-Way "Y" Connector		<b>LED-TO24-Y</b>	wires: 5" each connectors: 3/4" each	"Y" connector has one male and two female connectors and can be used to easily customize your design layout.
End cap		<b>LED-TO24-EC</b>	5/8" x 5/8" x 3/8"	Use to terminate every run to protect against contaminants. Seal cut end with silicone after adding end cap.
Mounting Clip 1 (10 pack)		<b>LED-TO24-C1</b>	1 1/8" x 3/8" x 1/4"	For installation on non-flat surfaces where there is no edge contact. 2 clips per ft are recommended for straight runs.
Mounting Clip 2 (10 pack)		<b>LED-TO24-C2</b>	7/8" x 3/8" x 1/4"	For installation on non-flat surfaces, allows for contact on one edge. 2 clips per ft are recommended for straight runs.
Mounting Clip 3 (10 pack)		<b>LED-TO24-C3</b>	5/8" x 5/8" x 1/4"	For installation on non-flat surfaces, allows for contact on both edges. 2 clips per ft are recommended for straight runs.
Retrofit Channel		<b>LED-TO24-CH1</b> <b>LED-TO24-CH5</b>	12" x 5/8" x 1/4" 60" x 5/8" x 1/4"	Rigid, non-flexible channel for mounting to a straight, solid surface.