

SAFETY INFORMATION

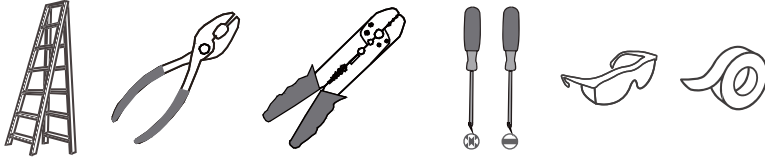
Released Date: 2022-05-07

Please read and understand this entire manual before attempting to assemble, install or operate the product.

WARNING

- **RISK OF ELECTRIC SHOCK** - Before beginning installation, turn off electricity at the circuit breaker box or the main fuse box.
- **CAUTION**
- For your safety, read instructions completely before beginning installation.
- If in doubt about electrical installation, consult a licensed electrician.
- **TOOLS REQUIRED**

Ratings	120Vac, 60Hz	
	Model No.	Wattage
	WLB8613BN	15W
	WLB8613C	15W
	WLB8613MBK	15W
	WLB8613Y	15W

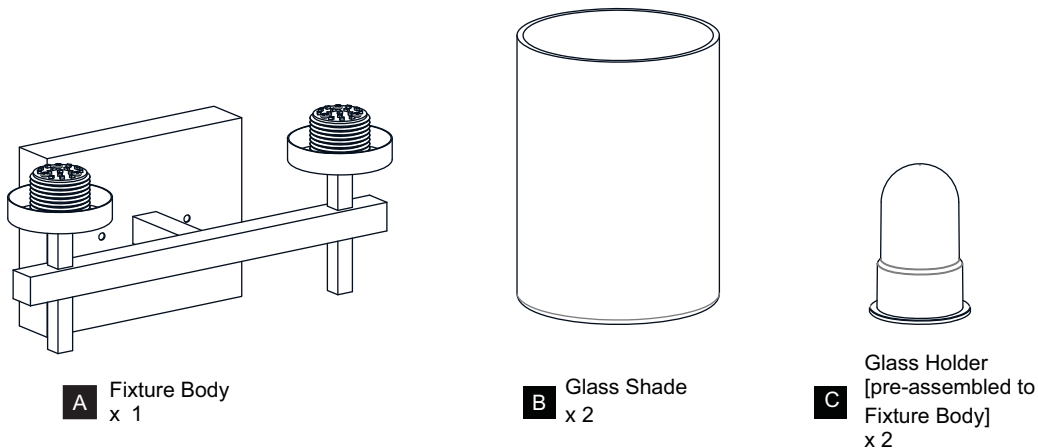


CARE AND MAINTENANCE

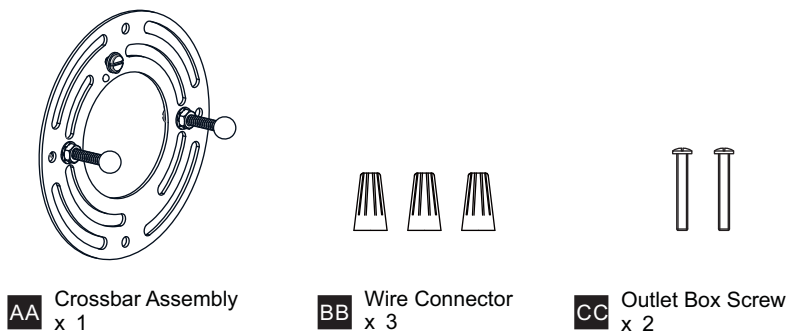
- Wipe clean using soft, dry cloth or static duster. Always avoid using harsh chemicals and abrasives to clean fixture as they may damage the finish.

If you need further assistance call Quozel Customer Care at 1-800-645-3184 (9:00am - 5:00pm EST), or visit us on-line at www.quezel.com.

PACKAGE CONTENTS



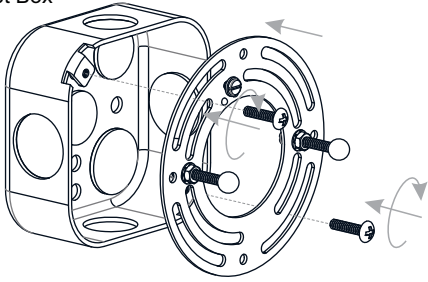
MOUNTING HARDWARE



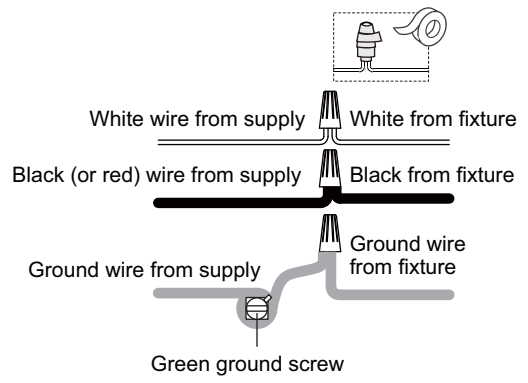
INSTALLATION

1 Install Crossbar Assembly

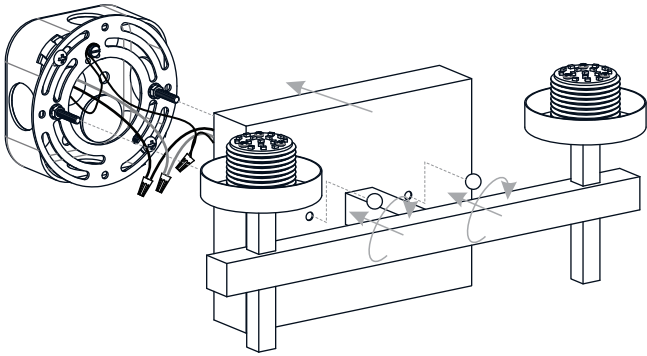
Outlet Box



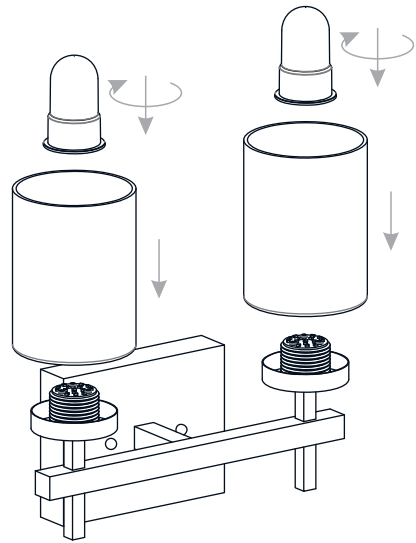
2 Wiring



3 Install Fixture Body



4 Install Glass Shades



Your installation is now complete! Restore electricity and save this sheet for future reference.