

SAFETY INFORMATION

Please read and understand this entire manual before attempting to assemble, install or operate the product.

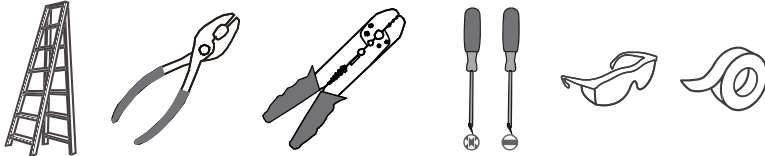
WARNING

- RISK OF ELECTRIC SHOCK - Before beginning installation, turn off electricity at the circuit breaker box or the main fuse box.

CAUTION

- For your safety, read instructions completely before beginning installation.
- If in doubt about electrical installation, consult a licensed electrician.

TOOLS REQUIRED



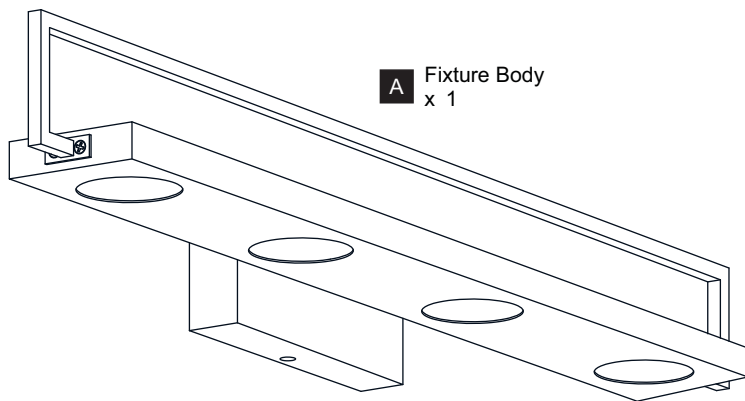
Ratings	120Vac, 60Hz	
	Model No.	Wattage
	WINN8532MBK	19W

CARE AND MAINTENANCE

- Wipe clean using soft, dry cloth or static duster. Always avoid using harsh chemicals and abrasives to clean fixture as they may damage the finish.

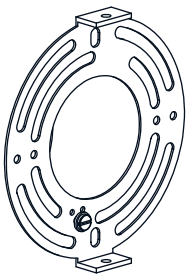
If you need further assistance call Quozel Customer Care at 1-800-645-3184 (9:00am - 5:00pm EST), or visit us on-line at www.quezel.com.

PACKAGE CONTENTS



A Fixture Body
x 1

MOUNTING HARDWARE



AA Inner Backplate
x 1



BB Mounting Screw
x 2



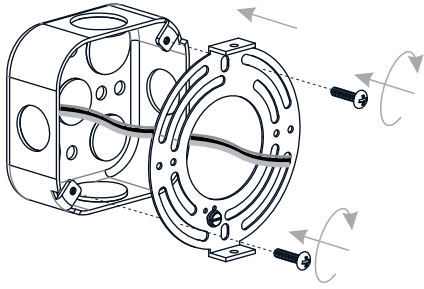
CC Wire Connector
x 3



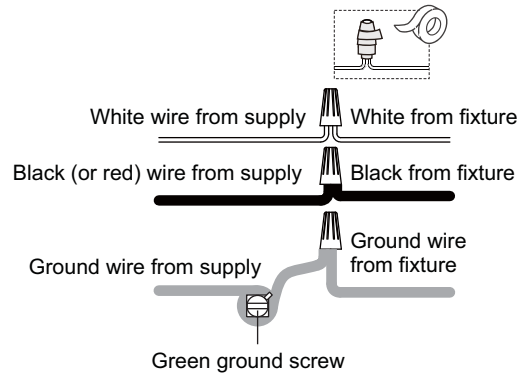
DD Outlet Box Screw
x 2

INSTALLATION

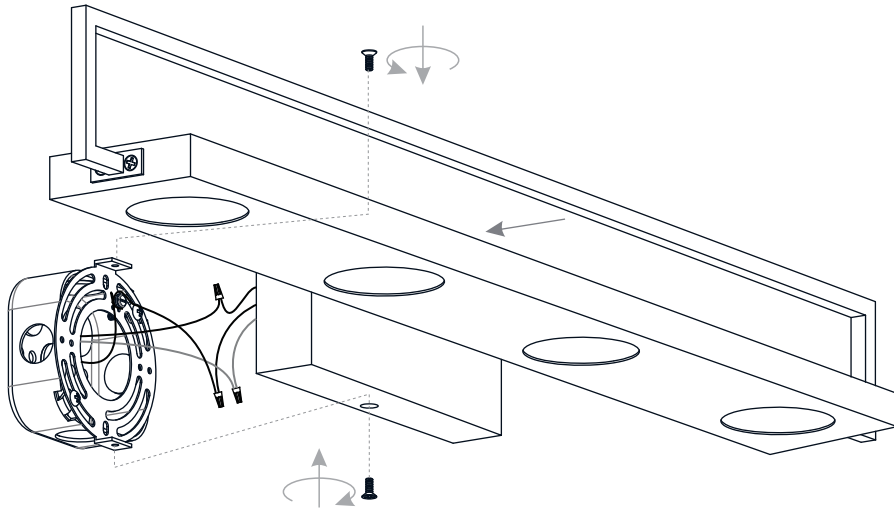
1 Install Inner Backplate



2 Wiring



3 Install Fixture Body



Your installation is now complete! Restore electricity and save this sheet for future reference.