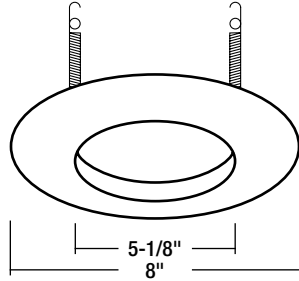


NT-40
BR40/PAR38 Open Metal Trim

Type
Project
Catalog No.
Lamp/Wattage

TRIM DIMENSIONS



Trim OD: 8"
 Aperture: 5-1/8"

FEATURES

Trim
 Metal trim with 5-1/8" open center.

Mounting
 Trim includes two coil springs that clip and securely hold the trim into the housing when installed. Replacement coil springs are available (NRA-22).

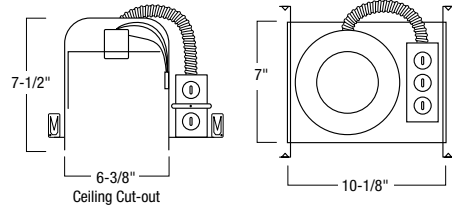
Compatible Housings
 Compatible with Line Voltage housings. See individual specification sheets for more information.

Lamp
Line Voltage
 100W BR40/PAR38 Max. (NHIC-17/100DWQA)
 150W BR40/PAR38 Max. (NH-26Q; NH-27Q; NHR-26Q; NHR-27Q)

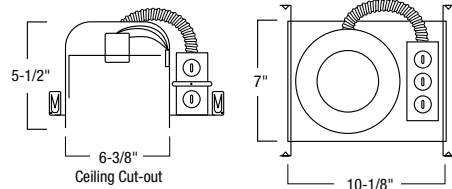
Labels and Listings
 cULus Listed for Damp Location when used with compatible housing

HOUSING DIMENSIONS

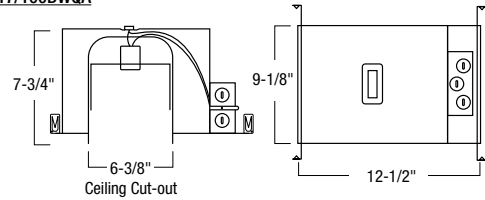
NH-26Q



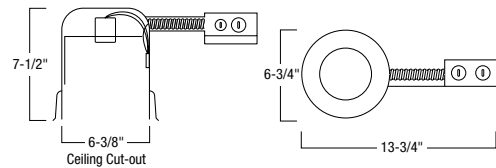
NH-27Q



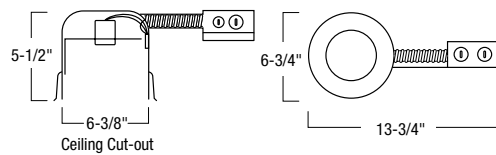
NHIC-17/100DWQA



NHR-26Q



NHR-27Q



BR40/PAR38 Open Metal Trim

NT-40: BR40/PAR38 White Open Metal Trim

Compatible Housings

LINE VOLTAGE		
Item Number	Installation Type	Dimensions
NH-26Q	Non-IC New Construction	W: 7" L: 10-1/8" H: 7-1/2"
NH-27Q	Non-IC Shallow New Construction	W: 7" L: 10-1/8" H: 5-1/2"
NHIC-17/100DWQA	IC Double Wall Air-Tight New Construction	W: 9-1/8" L: 12-1/2" H: 7-3/4"
NHR-26Q	Non-IC Remodel Housing	W: 6-3/4" L: 13-3/4" H: 7-1/2"
NHR-27Q	Non-IC Shallow Remodel Housing	W: 6-3/4" L: 13-3/4" H: 5-1/2"