

AT6610

SPECIFICATION SHEET


PROJECT		
DATE		TYPE

Sophisticated LED technology meets modern indoor/outdoor wall sconce fixture


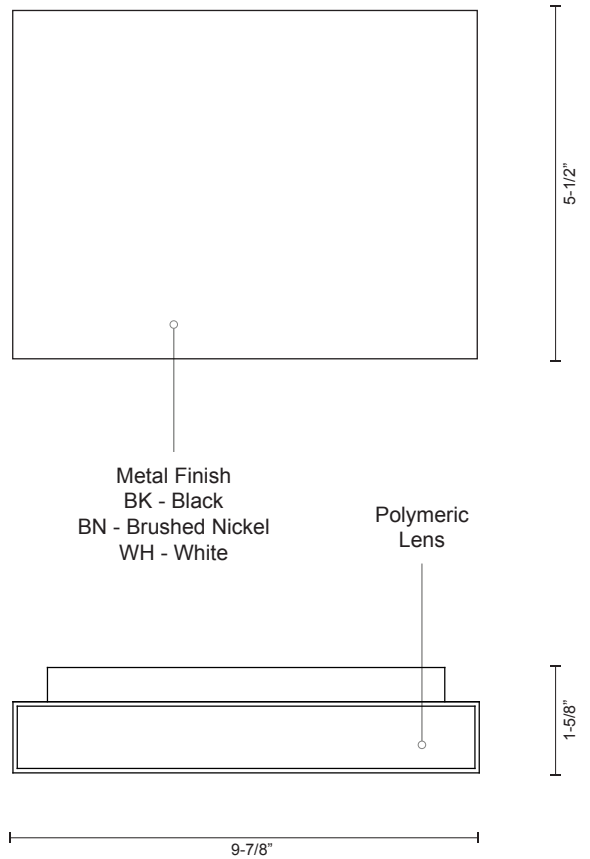
- Extruded aluminum with powder coat or electroplated finish
- Polymeric up and down diffuser
- Dimmable with ELV dimmer (Not included)
- Custom options available

Color Temp 3000K
 CRI (Ra) >90
 Dimming 100% - 10%
 Rated Life 50,000 hours


Voltage	Watt	LED Lumens	Delivered Lumens	Finish(es)
120V	17W	1200lm	632lm*	BK - Black
120V	17W	1200lm	632lm*	BN - Brushed Nickel
120V	17W	1200lm	632lm*	WH - White



AT6610-BK



AT6610-BN



AT6610-WH