

Features

- Stationary spout
- 10" (254 mm) spout reach
- 1.2 gpm (4.5 lpm) maximum flow rate at 60 psi (4.14 bar)
- Drain sold separately
- Coordinates with other products in the Components collection

Material

- Brass
- KOHLER finishes resist corrosion and tarnishing

Required Products/Accessories

K-77980-4 Wall-mount bathroom sink faucet handle

or

K-77980-4A Wall-mount bathroom sink faucet handle

or

K-T77981-4 Wall-mount bathroom sink faucet lever handle trim

or

K-T77981-8 Wall-mount bathroom sink faucet Oyl handle trim

or

K-T77981-9 Wall-mount bathroom sink faucet Industrial handle trim

Recommended Products/Accessories

- K-23726 Drain treatment
- K-23723 Faucet cleaner
- K-78372 18" Towel Bar
- K-78373 24" Towel Bar
- K-78375 24" Double Towel Bar
- K-78377 Hand Towel Arm
- K-78378 Robe Hook
- K-78379 Double Towel Arm
- K-78382 Pivoting toilet paper holder
- K-78383 Vertical toilet paper holder
- K-78384 Covered double toilet paper holder

Optional Products/Accessories

- K-7107 Decorative Drain
- K-7108 Decorative Drain
- K-7114 Pop-Up Drain
- K-7124 Pop-Up Clicker Drain
- K-7127 Drain
- K-7129 Drain



ADA

CSA B651

OBC

Codes/Standards

ASME A112.18.1/CSA B125.1
NSF/ANSI/CAN 61
NSF/ANSI/CAN 372
All applicable US Federal and State material regulations
DOE - Energy Policy Act 1992
EPA WaterSense®
California Energy Commission (CEC)
ADA
ICC/ANSI A117.1
CSA B651
OBC





KOHLER® Faucet Lifetime Limited Warranty

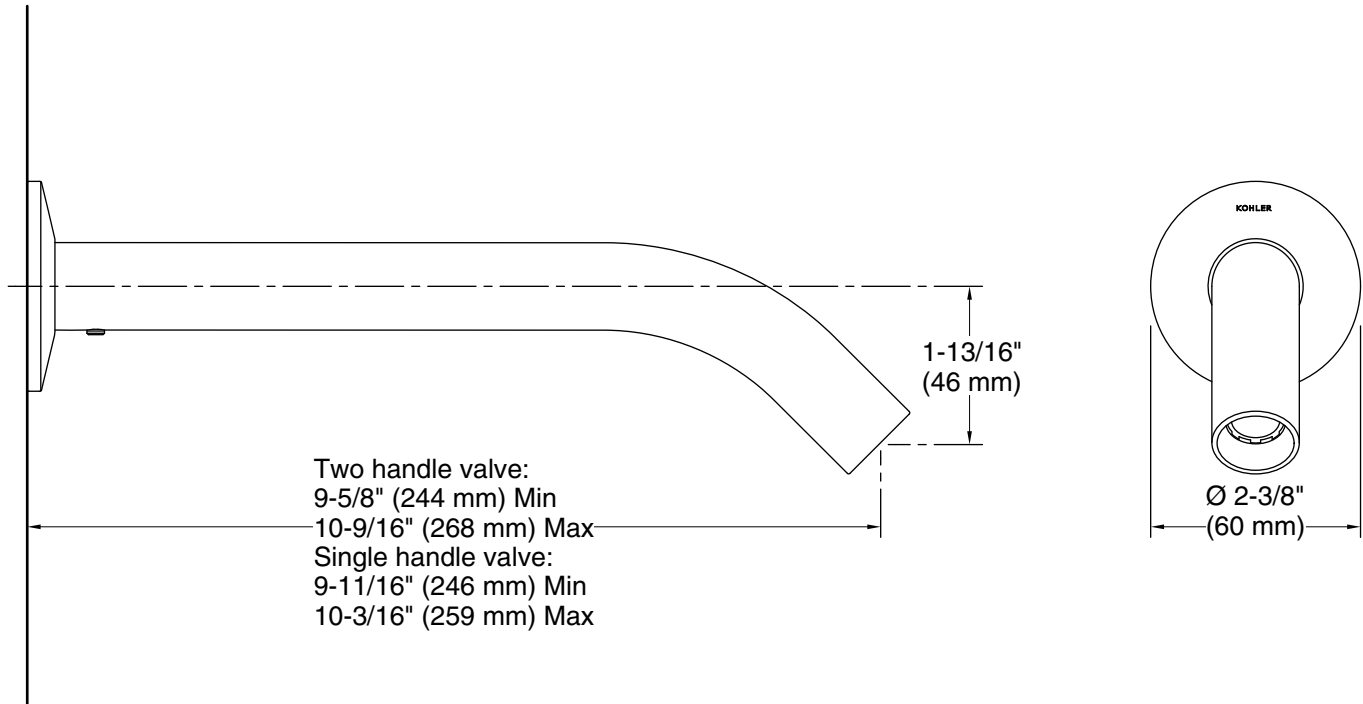
See website for detailed warranty information.

Available Colors/Finishes

Color tiles intended for reference only.

Color Code Description

	CP	Polished Chrome
	BN	Vibrant® Brushed Nickel
	BL	Matte Black
	2MB	Vibrant® Brushed Moderne Brass



Technical Information

All product dimensions are nominal.

Faucet:

Flow rate: 1.2 gal/min (4.5 l/min)

Pressure: 60 psi (4.1 bar)

Drain included: No

Spout:

Spout reach: 10" (254 mm)

Notes

Install this product according to the installation instructions.

ADA, OBC, CSA B651 compliant when installed to the specific requirements of these regulations.