


36" Extra Heavy Gauge Chain Classic Pewter

4908CLP (Classic Pewter)

Project Name: _____
Location: _____
Type: _____
Qty: _____
Comments: _____



Certifications/Qualifications

www.kichler.com/warranty

Dimensions

Chain/Stem Length	36"
Weight	2.50 LBS
Length	36.00"
Width	1.00"

Mounting/Installation

Interior/Exterior	Interior
-------------------	----------















Product/Ordering Information

SKU	4908CLP
Finish	Pewter
Style	Other
UPC	783927520515

Specifications

Material	STEEL
----------	-------

Additional Finishes

-  Antique Pewter
-  Black
-  Brushed Nickel
-  Carre Bronze
-  Classic Pewter
-  Distressed Black
-  Londonderry
-  Olde Bronze
-  Painted Brushed Nickel
-  Polished Nickel
-  Sterling Gold
-  Tannery Bronze
-  Tannery Bronze w/ Gold Accent
-  Terrene Bronze

Kichler

7711 East Pleasant Valley Road Cleveland, Ohio 44131-8010
Toll free: 866.558.5706 or kichler.com

Notes:

- 1) Information provided is subject to change without notice. All values are design or typical values when measured under laboratory conditions.
- 2) Incandescent Equivalent: The incandescent equivalent as presented is an approximate number and is for reference only.

KICHLER®