

Dual Threaded 24" Downrod Matte White

360002MWH (Matte White)

Project Name: _____

Location: _____

Type: _____

Qty: _____

Comments: _____



Certifications/Qualifications

www.kichler.com/warranty

Dimensions

Downrod 1	1.00 OD X 24.00"
Weight	6.00 LBS
Length	24.00"
Width	1.00"

Mounting/Installation

Interior/Exterior	Interior
Low Ceiling Adaptable	No

Product/Ordering Information





















SKU	360002MWH
Finish	White
Style	Other
UPC	783927468633

Specifications

Material	STEEL
----------	-------

Additional Finishes

- Aged White
- Antique Pewter
- Antique Satin Silver
- Anvil Iron
- Berkshire Bronze
- Brushed Nickel
- Brushed Stainless Steel
- Burnished Antique Brass
- Carre Bronze
- Coffee Mocha
- Distressed Black
- Galvanized Steel
- Matte White

	Mediterranean Walnut
	Midnight Chrome
	Natural Brass
	Oil Brushed Bronze
	Oiled Bronze
	Olde Bronze
	Polished Nickel
	Satin Black
	Satin Natural Bronze
	Satin Natural White
	Satin Natural White
	Sterling Gold
	Tannery Bronze
	Tannery Bronze Powder Coat
	Tannery Bronze w/ Gold Accent
	Walnut
	Weathered Copper Powder Coat
	Weathered Steel Powder Coat
	Weathered Zinc
	White

Kichler

7711 East Pleasant Valley Road Cleveland, Ohio 44131-8010
Toll free: 866.558.5706 or kichler.com

Notes:

- 1) Information provided is subject to change without notice. All values are design or typical values when measured under laboratory conditions.
- 2) Incandescent Equivalent: The incandescent equivalent as presented is an approximate number and is for reference only.

KICHLER®