

Flush Mount Kit White

337008WH (White)

Project Name: _____
Location: _____
Type: _____
Qty: _____
Comments: _____



Certifications/Qualifications

Location Rating	Accessory, Listing Not Required
www.kichler.com/warranty	

Dimensions

Base Backplate	6.00 DIA
Weight	1.10 LBS
Height	2.75"
Width	6.00"

Mounting/Installation

Interior/Exterior	Interior
Low Ceiling Adaptable	No



Product/Ordering Information















SKU	337008WH
Finish	White
Style	Other
UPC	783927283380

Specifications

Material	STEEL
----------	-------

Additional Finishes

-  Aged White
-  Antique Pewter
-  Anvil Iron
-  Brushed Nickel
-  Brushed Stainless Steel
-  Burnished Antique Brass
-  Distressed Black
-  Galvanized Steel
-  Matte White
-  Mediterranean Walnut
-  Midnight Chrome
-  Natural Brass
-  Oil Brushed Bronze

	Oiled Bronze
	Olde Bronze
	Polished Nickel
	Satin Black
	Satin Natural Bronze
	Satin Natural White
	Sterling Gold
	Tannery Bronze
	Tannery Bronze Powder Coat
	Walnut
	Weathered Copper Powder Coat
	Weathered Steel Powder Coat
	Weathered Zinc
	White

Kichler

7711 East Pleasant Valley Road Cleveland, Ohio 44131-8010
Toll free: 866.558.5706 or kichler.com

Notes:

- 1) Information provided is subject to change without notice. All values are design or typical values when measured under laboratory conditions.
- 2) Incandescent Equivalent: The incandescent equivalent as presented is an approximate number and is for reference only.

KICHLER®