

# 8" Dome Path Light Centennial Brass

15310CBR (Centennial Brass)

Project Name: \_\_\_\_\_  
Location: \_\_\_\_\_  
Type: \_\_\_\_\_  
Qty: \_\_\_\_\_  
Comments: \_\_\_\_\_



## Certifications/Qualifications

Location Rating Wet  
[www.kichler.com/warranty](http://www.kichler.com/warranty)

## Dimensions

Height 21.00"  
Width 8.50"

## Electrical

Operating Voltage Range 12 VAC  
Voltage 12V

## Mounting/Installation

Lead Wire Length 24

## Primary Lamping

Lamp Included Not Included  
Lamp Type T5 WEDGE  
Max or Nominal Watt 16.25W  
# of Bulbs/LED Modules 1  
Max Wattage/Range 16.25W





## Product/Ordering Information

SKU 15310CBR  
Finish Brass  
UPC 783927586320

## Specifications

Material BRASS

## Additional Finishes

-  Centennial Brass
-  Textured Architectural Bronze
-  Textured Architectural Bronze
-  Textured Black

### Kichler

7711 East Pleasant Valley Road Cleveland, Ohio 44131-8010  
Toll free: 866.558.5706 or [kichler.com](http://kichler.com)

### Notes:

- 1) Information provided is subject to change without notice. All values are design or typical values when measured under laboratory conditions.
- 2) Incandescent Equivalent: The incandescent equivalent as presented is an approximate number and is for reference only.

**KICHLER**®