


# CRYST RAMA



1958

95 Cantiague Rock Road, Westbury NY 11590  
 ph: 516.931.9090 fax: 516.931.1254  
 info@crystorama.com www.crystorama.com

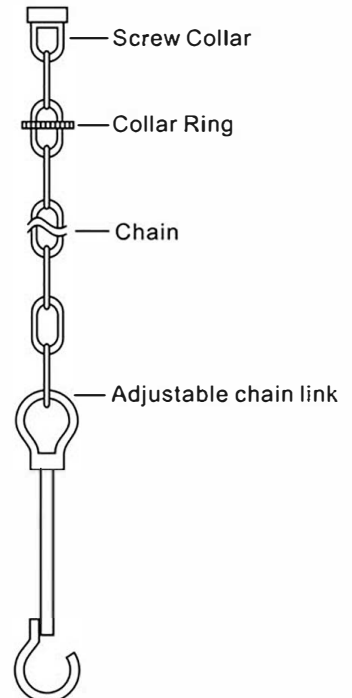
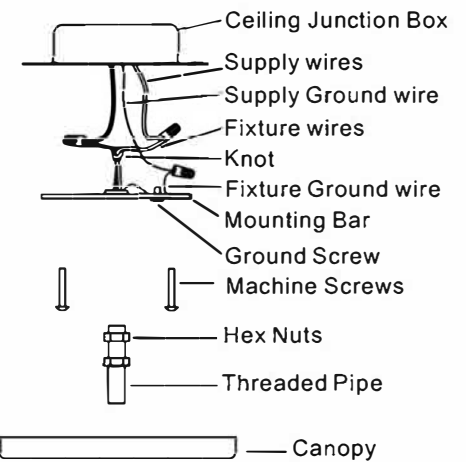
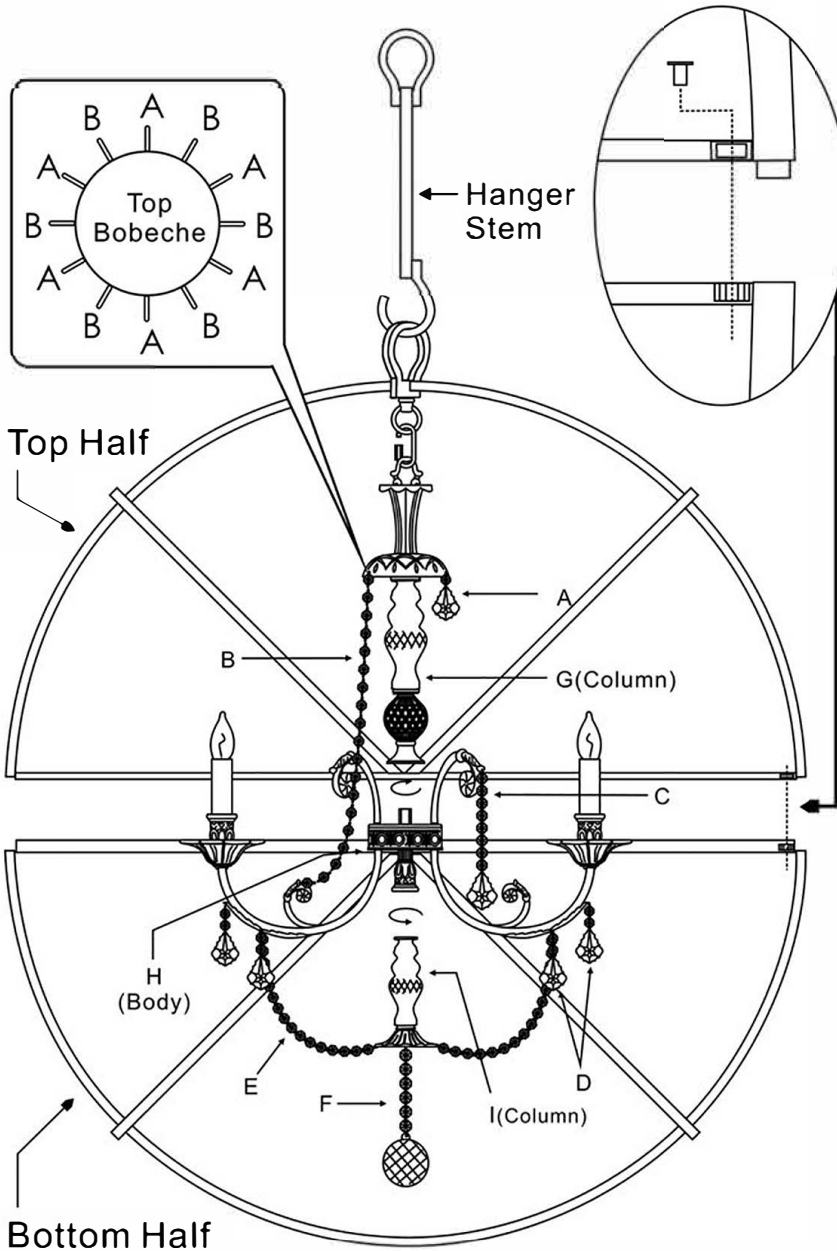
## MODEL#: 9219 ASSEMBLY AND DRESSING INSTRUCTIONS



All electrical components must be installed by a licensed electrician in accordance with the National Electric Code and the appropriate local electrical codes.



**NOTICE:**  
 Please make sure the sticker on the top half lined up with the one on the bottom half when put together two halves.



- A= (20/62-2.5"+1 Jewel) \* 6pcs (Alternating A & B)
- B= (19 Jewels Strand) \* 6pcs (Alternating A & B)
- C= (20/75-3" + 8 Jewels) \* 6pcs
- D= (20/75-3" + 2 Jewels) \* 12pcs
- E= (16 Jewels Strand) \* 6pcs
- F= (1x40mm Ball + 6 Jewels) \* 1pc

