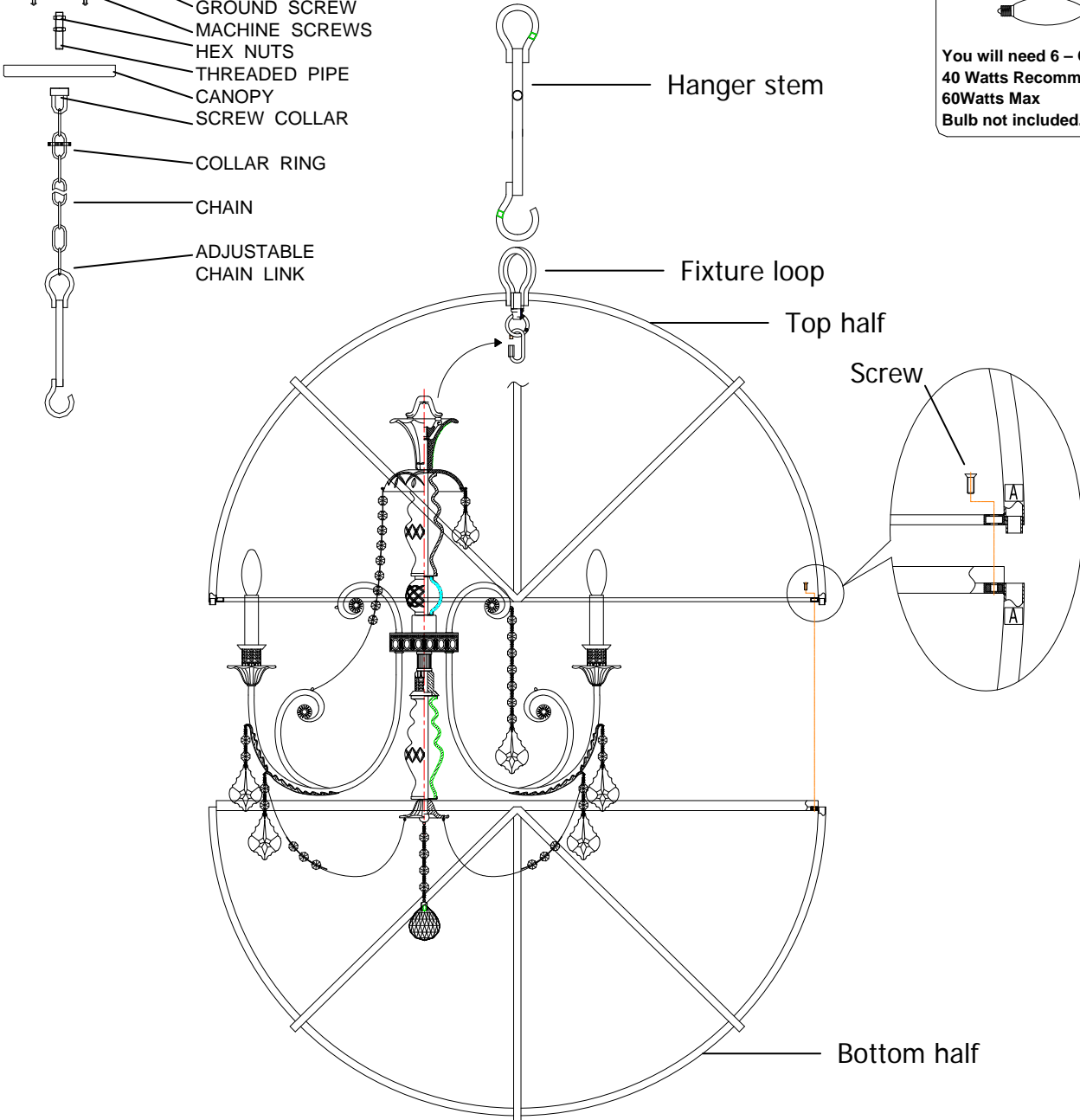
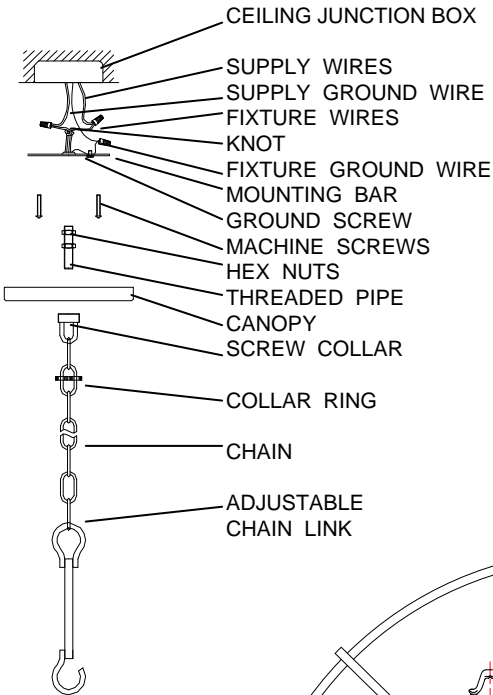


CRYSTORAMA

1958
 95 Cantiague Rock Road, Westbury NY 11590
 ph:516.931.9090 fax:516.931.1254
 info@crystorama.com www.crystorama.com

MODEL#: 9219-OS-CL-MWP ASSEMBLY AND DRESSING INSTRUCTIONS



WARNING:

Electrical Danger Turn Power Off

All electrical components must be installed by a licensed electrician in accordance with the National Electric Code and the appropriate local electrical codes.



You will need 6 - Cand. Bulb
 40 Watts Recommended
 60Watts Max
 Bulb not included.

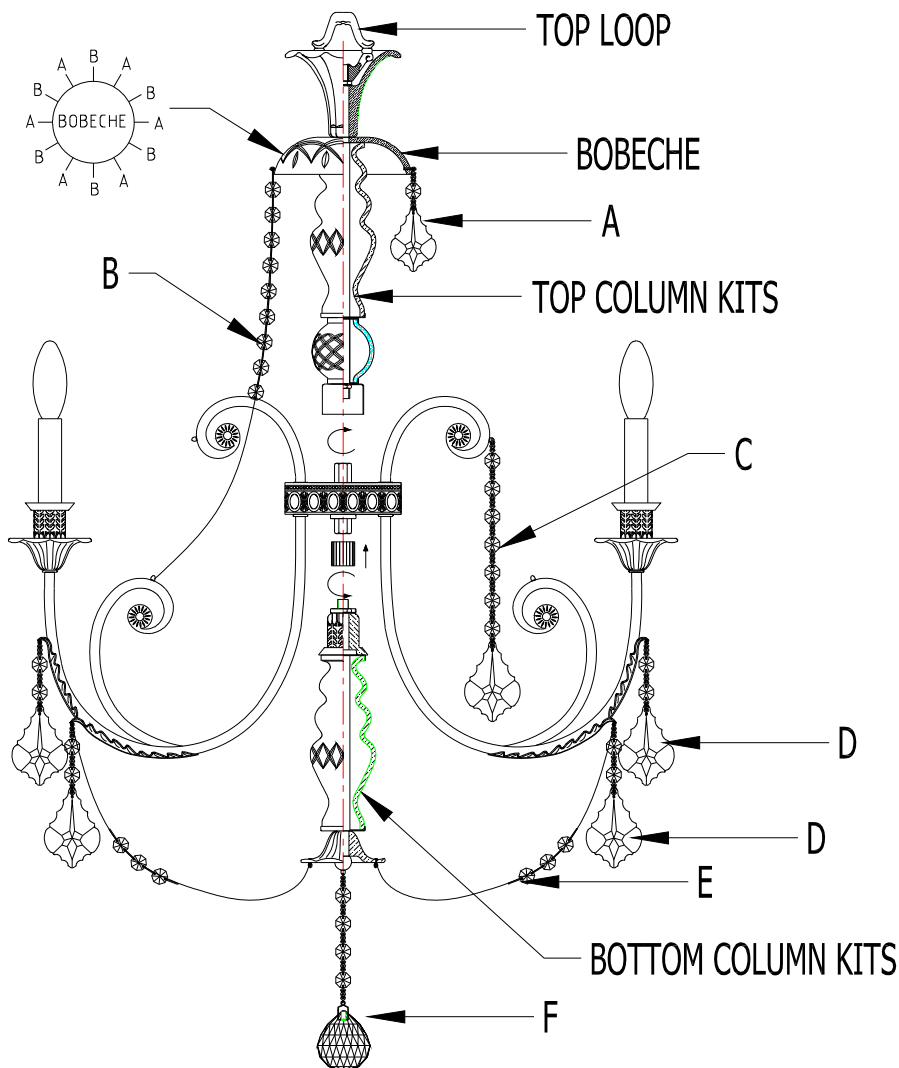
CRYSTORAMA

1958
95 Cantiague Rock Road, Westbury NY 11590
ph:516.931.9090 fax:516.931.1254
info@crystorama.com www.crystorama.com

MODEL#: 9219-OS-CL-MWP ASSEMBLY AND DRESSING INSTRUCTIONS



All electrical components must be installed by a licensed electrician in accordance with the National Electric Code and the appropriate local electrical codes.



- A =  (1*50mm Crystal + 1*14mm Jewel) * 6PCS
- B =  16*14mm Jewels Strand * 6PCS
- C =  (1*76mm Crystal + 7*14mm Jewels) * 6PCS
- D =  (1*76mm Crystal + 2*14mm Jewels) * 12PCS
- E =  16*14mm Jewels Strand * 6PCS
- F =  (1*50mm Ball + 4*14mm Jewels) * 1PC

2013-05-04