

CRYST RAMA



1958

95 Cantiague Rock Road, Westbury NY 11590

ph:516.931.9090 fax: 516. 931.1254

info@crystorama.com www.crystorama.com

MODEL#:4534

ASSEMBLY AND DRESSING INSTRUCTIONS

WARNING:

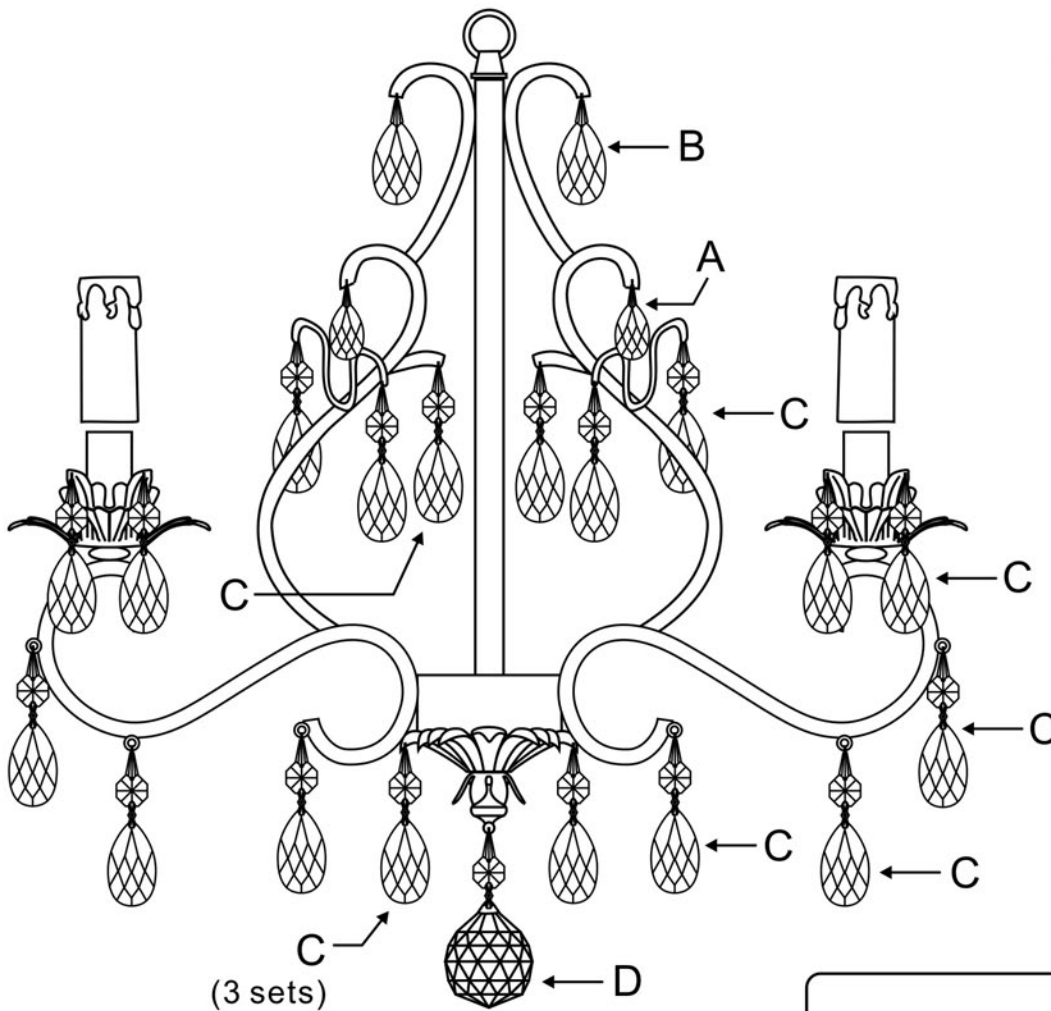


Electrical Danger



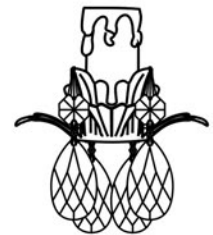
Turn Power Off




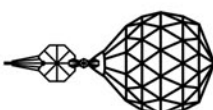
All electrical components must be installed by a licensed electrician in accordance with the National Electric Code and the appropriate local electrical codes.



You will need 3 - Cand.Bulb
40 Watts Recommended
60 Watts Max
Bulb not included.

1 Bobech
with (4) "C" Trim.



- A=  28mm * 3sets
- B=  38mm * 3sets
- C=  (14mm+38mm) * 33sets
- D=  (14mm+30mm) * 1set

