

CRYST RAMA



1958

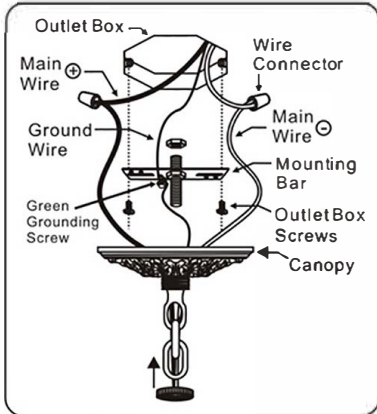
95 Cantiague Rock Road, Westbury NY 11590
 ph: 516.931.9090 fax: 516.931.1254
 info@crystorama.com www.crystorama.com



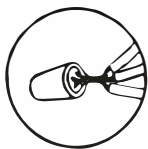
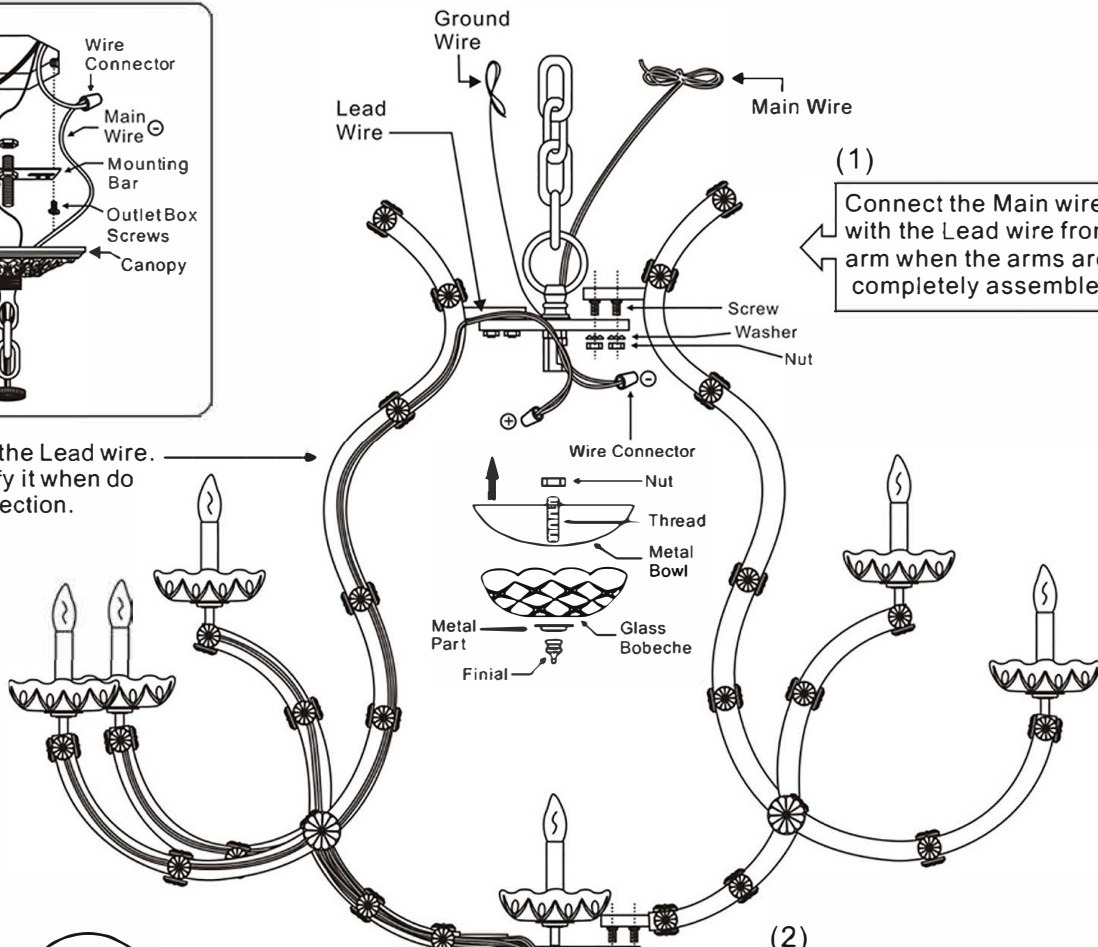
All electrical components must be installed by a licensed electrician in accordance with the National Electric Code and the appropriate local electrical codes.



MODEL#: 4418 ASSEMBLY AND DRESSING INSTRUCTIONS



The arm with the Lead wire. Please identify it when do the wire connection.



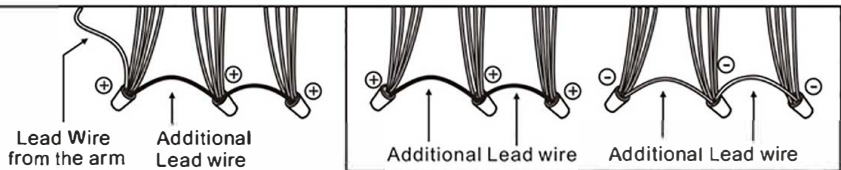
(3) Install the bottom kits when wires are all correctly connected.

(2) Please read the **Attention** before connect the wires.
 Connect all the positive wire together (including the lead wire form the arm) (The wire with markings is the positive electrode.)
 Connect all the negative wire together (including the lead wire form the arm)

Attention:

One wire connector can connect only 6 wires.

If more than 6 wires are to be connected, then you should prepare the small length of Lead wire and keep the following in mind when do the wire connection:



Firstly, connect 5 positive or negative wires with the Lead wire and cap it with wire connectors, Secondly, do the same for the rest of wire connection. Please make sure all the small length Lead wire is properly connected with the Lead wire from arm.

CRYST RAMA



1998

95 Cantiague Rock Road, Westbury NY 11590

ph:516.931.9090 fax: 516. 931.1254

info@crystorama.com www.crystorama.com

MODEL#:4418-MWP ASSEMBLY AND DRESSING INSTRUCTIONS

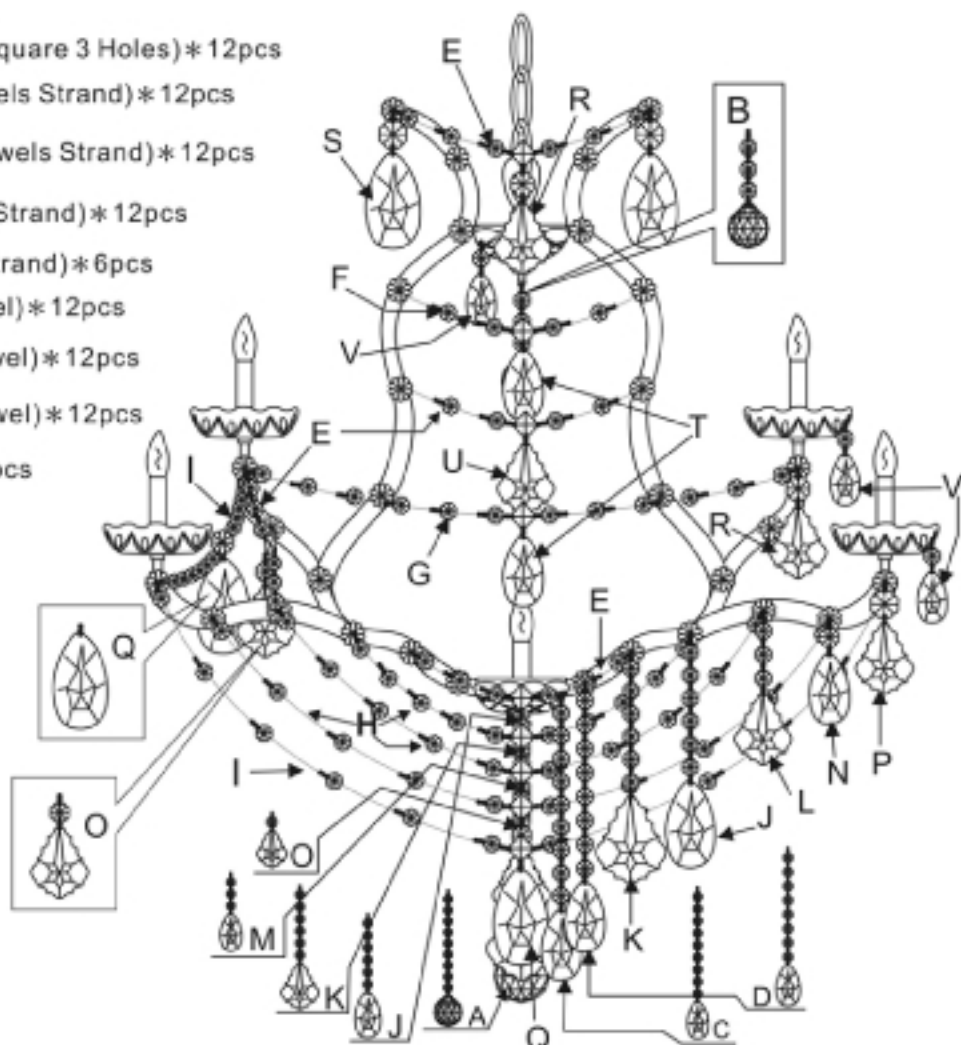


All electrical components must be installed by a licensed electrician in accordance with the National Electric Code and the appropriate local electrical codes.



- A (1x60mm Ball + 9 Jewels)* 1pc
- B (1x40mm Ball + 3 Jewels)* 1pc
- C (9/76-3" + 9 Jewels)* 6pcs
- D (9/76-3" + 8 Jewels)* 6pcs
- E (6 Jewels Strand + 1x16mm Square 3 Holes)* 24pcs
- F (4 Jewels Strand + 1x16mm Square 3 Holes)* 6pcs
- G (12 Jewels Strand + 1x16mm Square 3 Holes)* 6pcs
- H (10 Jewels Strand + 1x16mm Square 3 Holes)* 18pcs
- I (12 Jewels Strand + 1x16mm Square 3 Holes)* 12pcs
- J (9/70-3" + 6 Jewels Strand)* 12pcs
- K (20/75-3" + 6 Jewels Strand)* 12pcs
- L (20/75-3" + 3 Jewels Strand)* 12pcs
- M (9/76-3" + 3 Jewels Strand)* 6pcs
- N (9/76-3" + 1x18mm Jewel)* 12pcs
- O (20/75-3" + 1x18mm Jewel)* 12pcs
- P (20/87-3.5" + x28mm Jewel)* 12pcs
- Q (9/76-3" No Jewel)* 12pcs

- R (20/75-3" + 1x20mm Jewel)* 12pcs
- S (9/76-3" + 1x28mm Jewel)* 6pcs
- T (9/76-3" No Jewel)* 12pcs
- U (20/75-3" No Jewel)* 6pcs
- V (9/50-2") *96pcs



You will need 19 - Cand. Bulb
25 Watts Recommended
40 Watts Max
Bulb not included.