


CRYST RAMA



1958


95 Cantiague Rock Road, Westbury NY 11590
 ph:516.931.9090 fax: 516. 931.1254
 info@crystorama.com www.crystorama.com

MODEL#:4379 ASSEMBLY AND DRESSING INSTRUCTIONS

WARNING:

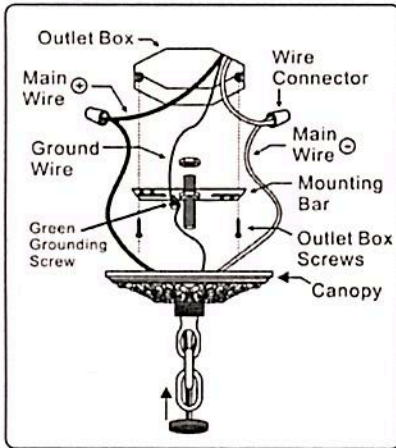


Electrical Danger

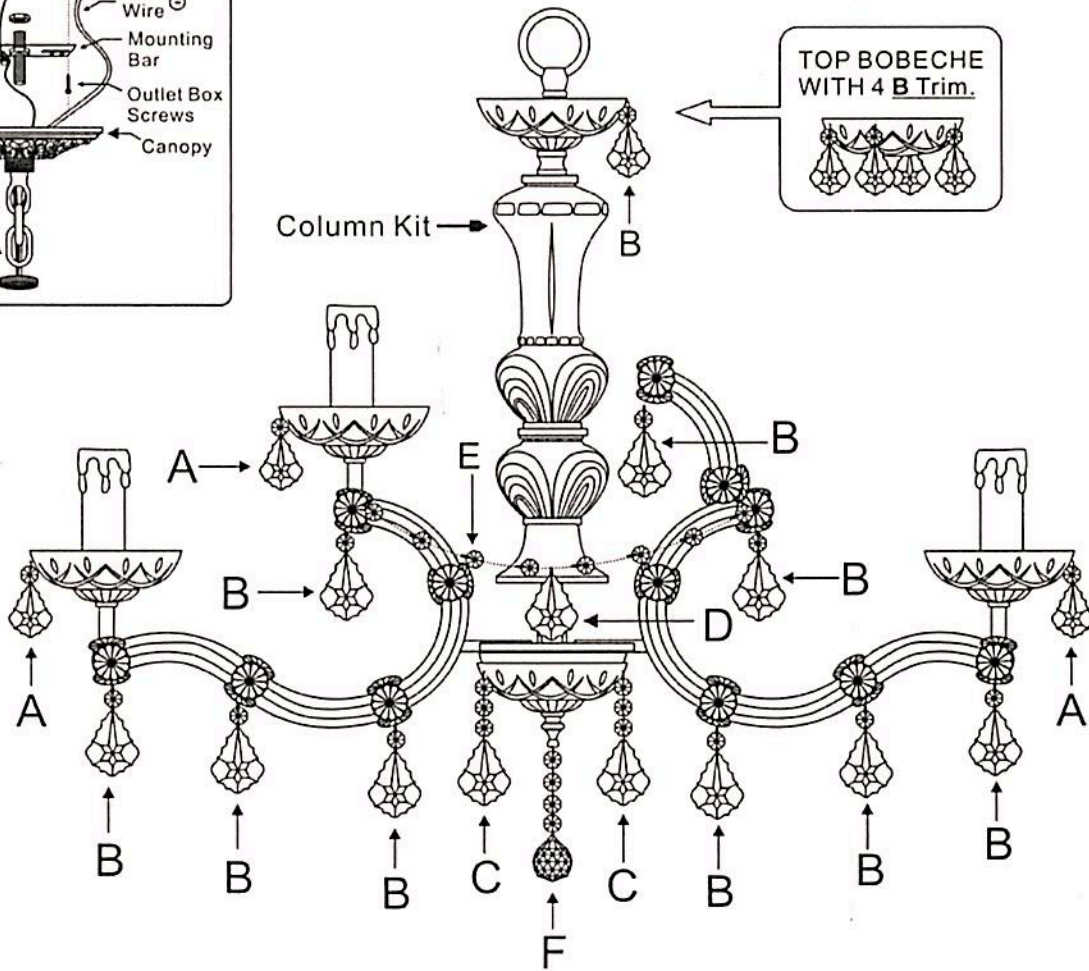







Turn Power Off

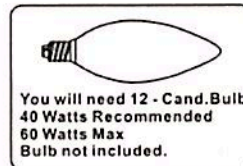
All electrical components must be installed by a licensed electrician in accordance with the National Electric Code and the appropriate local electrical codes.



TOP BOBECHE
 WITH 4 **B** Trim.



- A=  (14mm+2") x48sets
- B=  (14mm+2.5") x40sets
- C=  (14mmx3pcs+2.5") x4sets
- D=  2.5" x8sets
- E=  (14mmx8pcs)x8sets
- F=  (14mmx4pcs+40mm Ball)x1set



1 BOBECHE
 WITH 4 **A** Trim.

