

CRYST RAMA



1958

95 Cantiague Rock Road, Westbury NY 11590

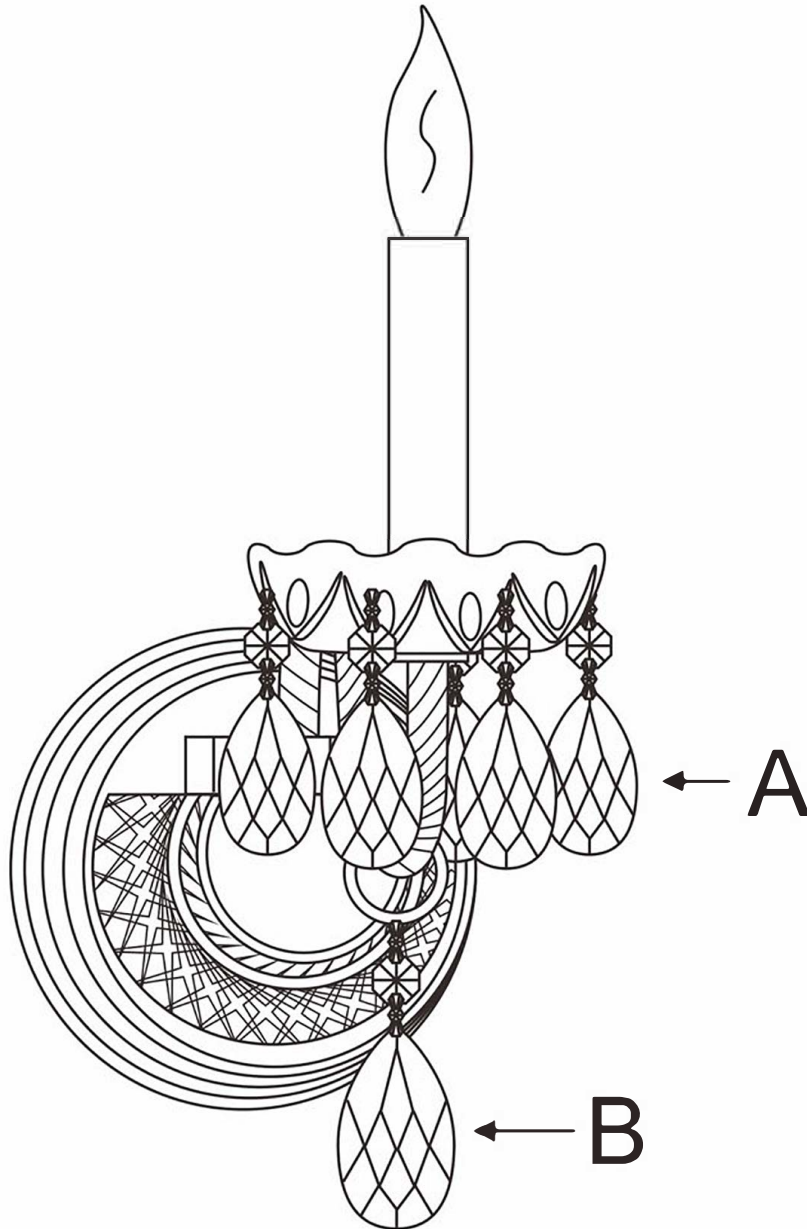
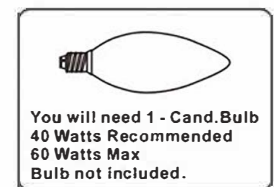
ph:516.931.9090 fax: 516. 931.1254


info@crystorama.com www.crystorama.com

MODEL#:1031-CH-CL-SAQ ASSEMBLY AND DRESSING INSTRUCTIONS



All electrical components must be installed by a licensed electrician in accordance with the National Electric Code and the appropriate local electrical codes.



A=  (14mm+2") x 5 sets

B=  (1 Ring +14mm+2.5")x 1set

1 Bobeche
with (5) "A" Trim.

